



# BNY Mellon Small Cap Growth Fund

**FACT SHEET**  
**June 30, 2021**

Class I **SSETX** ★★★★★ Class Y **SSYGX** ★★★★★

Morningstar Rating™ based on risk-adjusted returns as of 6/30/2021 for the fund's Class I and Y shares; other classes may have different performance characteristics. Overall rating for the Small Growth category. Fund ratings are out of 5 stars: Overall 4 stars Class Y and 5 stars Class I (576 funds rated); 3 Yrs. 4 stars Class I and Y (576 funds rated); 5 Yrs. 4 stars Class I and Y (505 funds rated); 10 Yrs. 5 stars Class I and Y (extended rating) (379 funds rated). **Past performance is no guarantee of future results.\***

**CUSIP**  
Class I 05586X702  
Class Y 05588D787

**Assets for the Fund**  
\$50,298,664

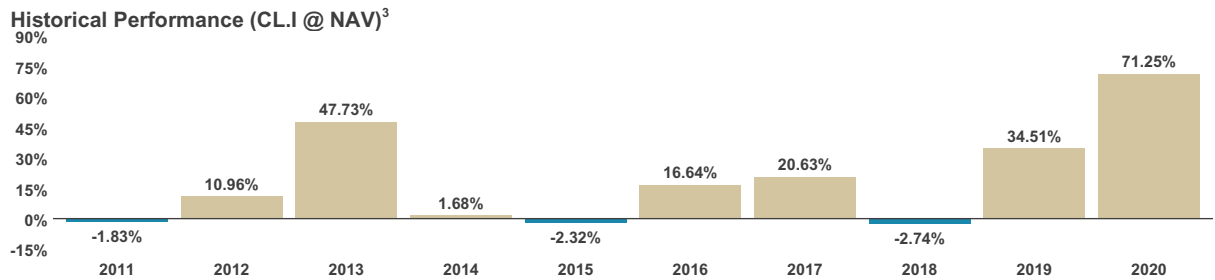
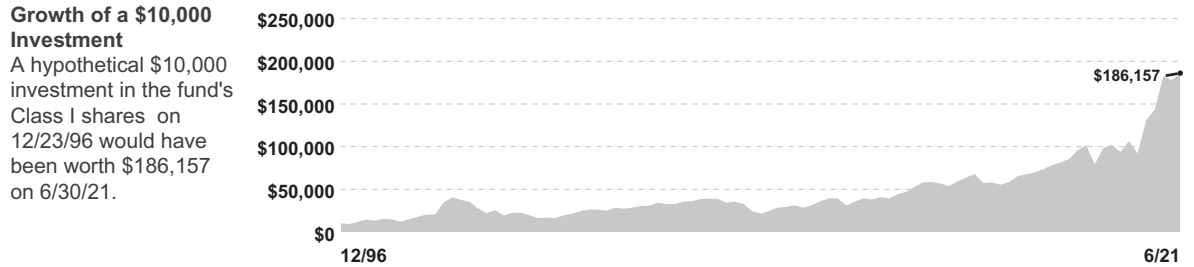
**Holdings<sup>2</sup>**  
97

**Dividend Frequency**  
Annually

**Morningstar Category**  
Small Growth

**Lipper Category**  
Small-Cap Growth Funds

**Investment Adviser**  
BNY Mellon Investment Adviser, Inc.



**Average Annual Total Returns (6/30/21)<sup>1</sup>**

Share Class/Inception Date	3 M	YTD	1 Yr	3 Yr	5 Yr	10 Yr
Class I (NAV) 12/23/96	4.67%	1.89%	42.54%	24.85%	26.00%	16.84%
Class Y (NAV) 07/01/13	4.66%	1.88%	42.53%	24.88%	26.02%	16.86%
Russell 2000® Growth Index <sup>4</sup>	3.92%	8.98%	51.36%	15.94%	18.76%	13.52%

**DUE TO RECENT MARKET VOLATILITY, CURRENT PERFORMANCE MAY BE DIFFERENT THAN THE FIGURES SHOWN. Investors should note that the fund's short-term performance is highly unusual, in part to unusually favorable market conditions, and is unlikely to be repeated or consistently achieved in the future.**

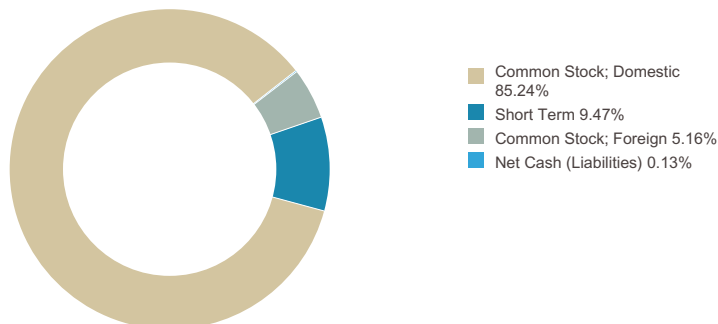
The performance data quoted represents past performance, which is no guarantee of future results. Share price and investment return fluctuate, and an investor's shares may be worth more or less than original cost upon redemption. Current performance may be lower or higher than the performance quoted. Performance for periods less than 1 year is not annualized. Go to [im.bnymellon.com](http://im.bnymellon.com) for the fund's most recent month-end returns. The net expense ratio(s) reflect a contractual expense reduction agreement through 2/1/2022, without which, the returns would have been lower. Total Expense Ratios: Class I 2.65%, Class Y 2.64%. Net Expense Ratios: Class I 1.00%, Class Y 1.00%. Not all classes of shares may be available to all investors or through all broker-dealer platforms.

<sup>1</sup>Investors should consider, when deciding whether to purchase a particular class of shares, the investment amount, class restrictions, anticipated holding period and other relevant factors. <sup>2</sup>Portfolio composition is as of 6/30/2021 and is subject to change at any time. <sup>3</sup>Performance figures may reflect reimbursements or fee waivers, without which the performance would have been lower. <sup>4</sup>Source: FactSet. The **Russell 2000® Growth Index** measures the performance of the small-cap growth segment of the U.S. equity universe. It includes those Russell 2000 companies with higher growth earning potential as defined by Russell's leading style methodology. The Russell 2000® Growth Index is constructed to provide a comprehensive and unbiased barometer for the small-cap growth segment. The index is completely reconstituted annually to ensure larger stocks do not distort the performance and characteristics of the true small-cap opportunity set and that the represented companies continue to reflect growth characteristics. Investors cannot invest directly in any index.

# BNY Mellon Small Cap Growth Fund

Class I **SSETX** Class Y **SSYGX**

## Asset Allocation<sup>1</sup>

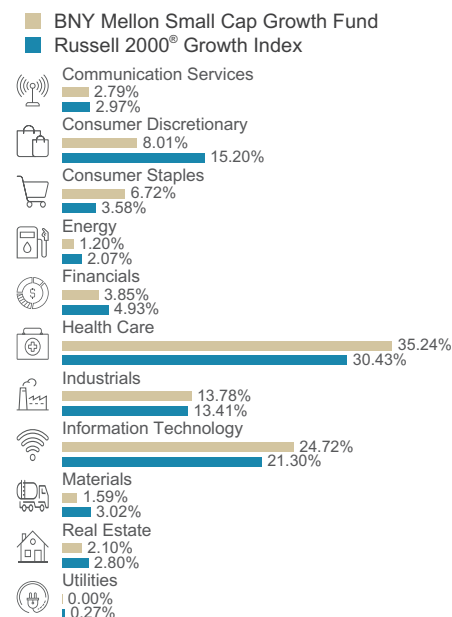


## Top Ten Holdings<sup>1</sup>

Twilio	3.34%
HubSpot	2.90%
Rapid7	2.80%
Planet Fitness	2.49%
1Life Healthcare	2.40%
Freshpet	2.28%
Bandwidth	2.09%
Construction Partners	1.91%
Kornit Digital	1.86%
Zendesk	1.84%

The holdings listed should not be considered recommendations to buy or sell a security. Large concentrations can increase share price volatility.

## Sector Allocation<sup>1,2</sup>



## Goal/Approach

The fund seeks long-term growth of capital. The fund invests, under normal circumstances, at least 80% of its net assets in equity securities of small-cap U.S. companies. The fund focuses on companies with market capitalizations that are equal to or less than the total market capitalization of the largest company included in the Russell 2000 Growth Index. The portfolio managers focus on what they view as high-quality companies, especially those with products or services that are believed to be leaders in their market niches.

## Portfolio Management

The fund's investment adviser is BNY Mellon Investment Adviser, Inc. (BNYM Investment Adviser). The fund is managed by a team of portfolio managers employed by BNYM Investment Adviser and Mellon Investments Corporation (Mellon), an affiliate of BNYM Investment Adviser, who manage the fund in their capacity as employees of BNYM Investment Adviser. The team consists of John Porter, the lead portfolio manager, Todd W. Wakefield, CFA and Robert C. Zeuthen, CFA. Mr. Porter has been a primary portfolio manager of the fund since March 2017 and Messrs. Wakefield and Zeuthen have been primary portfolio managers of the fund since April 2013. Mr. Porter is an executive vice president and Chief Investment Officer, Head of Equity at Mellon. Mr. Wakefield is an executive vice president, senior portfolio manager and a member of the U.S. Small/Mid Cap Equity investment team at Mellon. Mr. Zeuthen is a managing director, senior portfolio manager and a member of the U.S. Small/Mid Cap Equity investment team at Mellon.

## Important Update

On or about September 1, 2021, the portfolio managers responsible for managing the fund's investments as employees of Mellon Investments Corporation will become employees of Newton Investment Management North America, LLC, an affiliate of the Adviser. It is anticipated the fund's current portfolio managers will continue to manage the fund's investments and that there will be no material changes to the fund's investment objective, strategies or policies. Please read the fund's prospectus for more information.

**Investors should consider the investment objectives, risks, charges and expenses of a mutual fund carefully before investing. To obtain a prospectus, or a summary prospectus, if available, that contains this and other information about a fund, contact your financial professional or visit [im.bnymellon.com](http://im.bnymellon.com). Read the prospectus carefully before investing. Investors should discuss with their financial professional the eligibility requirements for Class I and Y shares, which are available only to certain eligible investors, and the historical results achieved by the fund's respective share classes.**

BNY Mellon Investment Adviser, Inc., Mellon Investments Corporation, and BNY Mellon Securities Corporation are subsidiaries of The Bank of New York Mellon Corporation.

\*Source: Morningstar. The Morningstar Rating™ for funds, or "star rating," is calculated for managed products with at least a 3-year history. It is calculated based on a Morningstar Risk-Adjusted Return measure that accounts for variation in a managed product's monthly excess performance (not including the effects of sales charges, loads and redemption fees if applicable), placing more emphasis on downward variations and rewarding consistent performance. Managed products, including open-end mutual funds, closed-end funds and exchange-traded funds, are considered a single population for comparative purposes. The top 10% of products in each product category receive 5 stars, the next 22.5% receive 4 stars, the next 35% receive 3 stars, the next 22.5% receive 2 stars, and the bottom 10% receive 1 star. The Overall Morningstar Rating for a managed product is derived from a weighted average of the performance figures associated with its 3-, 5-, and 10-year (if applicable) Morningstar Rating metrics. ©2021 Morningstar, Inc. All rights reserved. The information contained herein: (1) is proprietary to Morningstar and/or its content providers; (2) may not be copied or distributed; and (3) is not warranted to be accurate, complete, or timely. Neither Morningstar nor its content providers are responsible for any damages or losses arising from any use of this information. **Past performance is no guarantee of future results.** The fund represents a single portfolio with multiple share classes that have different expense structures. Other share classes may have achieved different results. Ratings do not reduce investment risk and are subject to change.

<sup>1</sup>Portfolio composition is as of 6/30/2021 and is subject to change at any time. <sup>2</sup>Source: Mellon Investments Corporation.

**Risks:** Equities are subject to market, market sector, market liquidity, issuer, and investment style risks, among other factors, to varying degrees. **Small and midsize company stocks** tend to be more volatile and less liquid than larger company stocks as these companies are less established and have more volatile earnings histories. *Recent market risks include pandemic risks related to COVID-19. The effects of COVID-19 have contributed to increased volatility in global markets and will likely affect certain countries, companies, industries and market sectors more dramatically than others. To the extent the fund may overweight its investments in certain countries, companies, industries or market sectors, such positions will increase the fund's exposure to risk of loss from adverse developments affecting those countries, companies, industries or sectors.*

The information being provided is general information about our firm and its products and services. It should not be construed as investment advice or a recommendation with respect to any product or service and should not serve as a primary basis for investment decisions. Please consult a legal, tax or financial professional in order to determine whether an investment product or service is appropriate for a particular situation.